

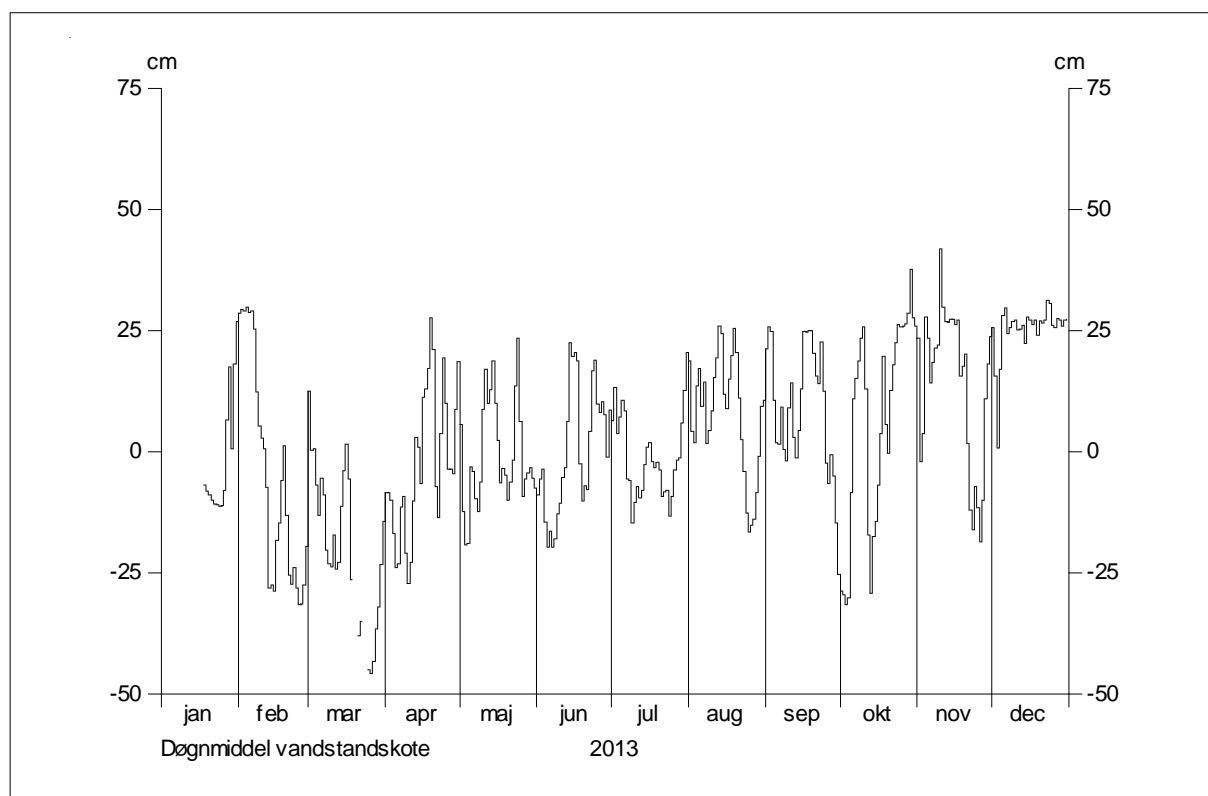
Station 12.04 Lyngbro Bæk, Dragstrup Bro – Vandstand 2013-2016

Tabel og plot af døgnminimum, døgnmiddel og døgnmaksimum vandstand - cm kote DVR90.

12.04 Lyngbro Bæk, Dragstrup Bro 2013

Døgnmiddel vandstandskote i cm

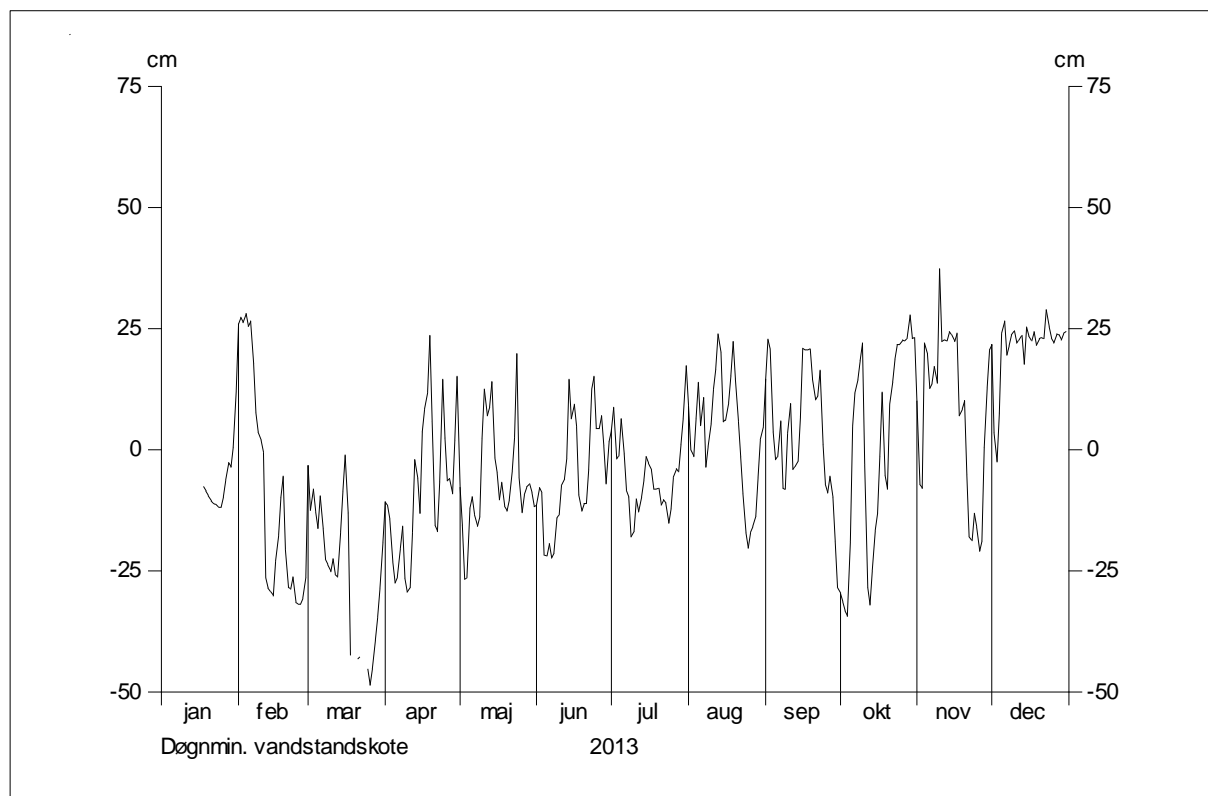
Dag	Jan	Feb	Mar	Apr	Maj	Jun	Jul	Aug	Sep	Okt	Nov	Dec
1	s	29	12	-8	6	-9	6	19	21	-29	23	26
2	s	29	0	-8	-12	-6	13	4	26	-30	-2	16
3	s	29	1	-10	-19	-4	4	2	25	-32	4	1
4	s	30	-7	-17	-19	-15	7	14	11	-30	28	17
5	s	29	-13	-24	-3	-20	11	17	2	-8	23	28
6	s	29	-5	-23	-4	-16	8	9	2	11	14	30
7	s	25	-9	-11	-10	-20	-6	14	9	15	18	24
8	s	12	-20	-9	-12	-18	-6	2	0	19	21	26
9	s	5	-23	-21	-6	-13	-15	4	-2	23	22	27
10	s	3	-24	-27	9	-11	-11	8	9	26	42	27
11	s	1	-17	-23	17	-5	-7	15	14	13	30	25
12	s	-7	-24	-10	10	-3	-9	19	3	-17	27	25
13	s	-28	-23	3	13	6	-8	26	-1	-29	27	26
14	s	-28	-11	1	19	23	-3	24	4	-17	27	22
15	s	-29	-4	-7	10	20	1	12	13	-14	27	28
16	s	-18	2	11	2	20	2	9	25	-7	26	27
17		-15	-6	13	-6	19	-2	15	25	4	27	26
18	-7	-6	-26	17	-3	-2	-3	20	25	20	16	27
19	-8	1		28	-5	-10	-2	25	25	6	18	24
20	-9	-13		21	-10	-7	-4	21	20	0	20	27
21	-10	-26	-38	-7	-6	-8	-9	11	16	13	2	27
22	-11	-27	-35	-14	-2	4	-8	2	14	18	-12	27
23	-11	-24		4	14	17	-8	-4	23	23	-16	31
24	-11	-28		19	23	19	-13	-13	13	26	-7	31
25	-11	-32	-45	10	6	10	-9	-17	-2	26	-12	26
26	-8	-31	-46	-4	-9	8	-4	-15	-7	26	-19	26
27	7	-28	-43	-4	-6	10	-2	-14	-1	26	-10	28
28	17	-19	-36	-5	-4	8	-1	-9	-5	29	11	27
29	1		-32	9	-3	-1	6	-1	-15	38	18	26
30	18		-23	19	-5	9	13	9	-25	28	24	27
31	27		-14		-8		20	11		26		28
Max		30		28	23	23	20	26	26	38	42	31
Min		-32		-27	-19	-20	-15	-17	-25	-32	-19	1
Mid		-5		-3	-1	0	-1	8	9	6	14	25



12.04 Lyngbro Bæk, Dragstrup Bro 2013

Døgnmin. vandstandskote i cm

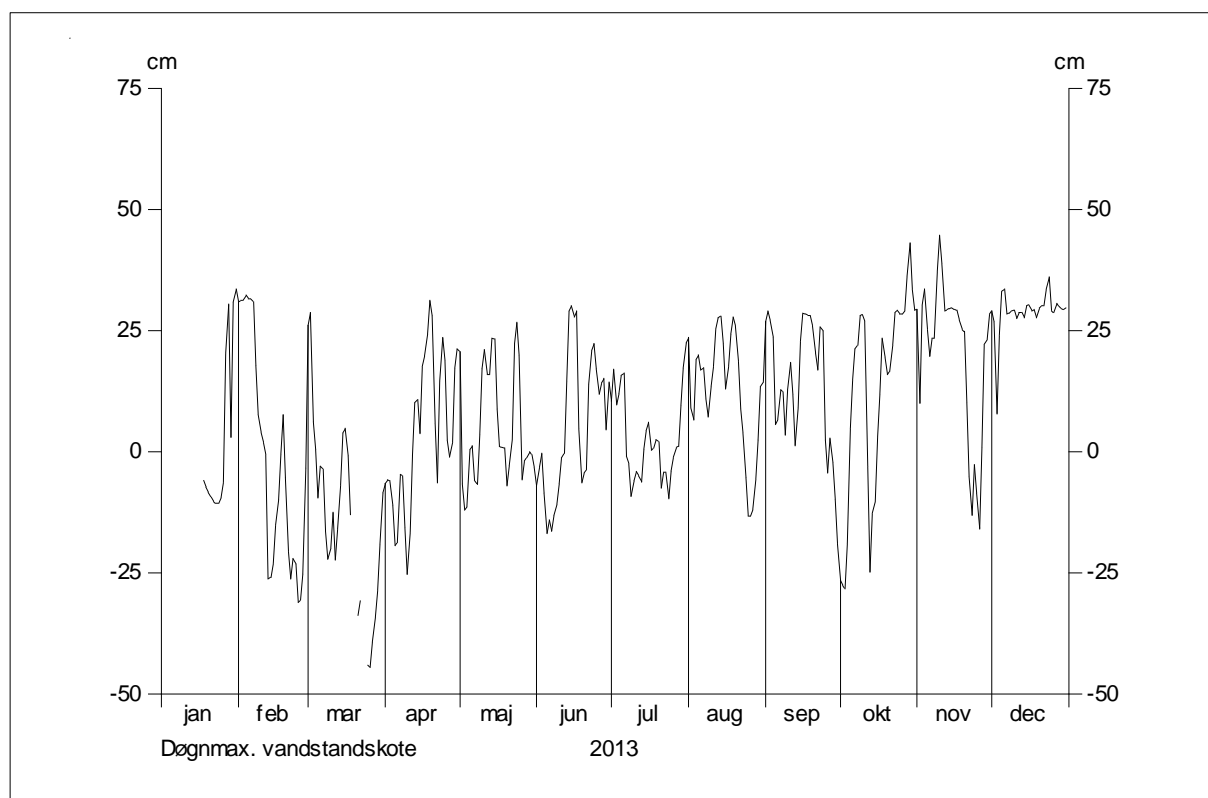
Dag	Jan	Feb	Mar	Apr	Maj	Jun	Jul	Aug	Sep	Okt	Nov	Dec
1		26	-3	-11	-8	-11	4	9	14	-30	10	22
2		27	-13	-11	-16	-8	9	0	23	-31	-7	3
3		26	-8	-14	-27	-9	-2	-1	21	-33	-8	-2
4		28	-13	-23	-26	-22	-1	7	4	-34	22	8
5		26	-16	-27	-12	-22	6	14	-2	-19	20	24
6		26	-10	-26	-10	-19	-1	5	-1	5	13	27
7		18	-16	-20	-13	-22	-8	11	6	12	14	20
8		8	-23	-16	-16	-21	-10	-4	-8	15	17	22
9		4	-24	-27	-14	-14	-18	1	-8	18	14	24
10		2	-25	-29	2	-14	-17	5	3	22	37	24
11		-1	-23	-28	12	-7	-10	12	9	-3	22	22
12		-26	-26	-17	7	-6	-13	17	-4	-28	23	23
13		-29	-26	-2	9	-2	-10	24	-3	-32	22	24
14		-29	-17	-6	14	15	-6	20	-2	-25	24	18
15		-30	-9	-13	-2	6	-1	6	7	-17	24	25
16		-23	-1	4	-5	9	-3	6	21	-13	22	23
17		-18	-13	9	-10	5	-4	10	21	-1	24	22
18	-8	-10	-43	12	-7	-9	-8	15	21	12	7	24
19	-9	-6		24	-12	-13	-8	22	21	-5	8	22
20	-10	-21		6	-13	-11	-8	15	15	-8	10	23
21	-11	-28	-43	-16	-10	-11	-11	6	10	9	-5	23
22	-11	-29	-43	-17	-4	-4	-10	-2	11	14	-18	23
23	-11	-26		-7	3	12	-11	-9	16	19	-19	29
24	-12	-32		15	20	15	-15	-17	1	22	-13	25
25	-12	-32	-45	2	-6	4	-12	-20	-7	22	-16	23
26	-10	-32	-49	-6	-13	4	-6	-17	-9	23	-21	22
27	-6	-31	-45	-6	-9	7	-4	-16	-5	22	-19	24
28	-3	-26	-39	-9	-8	1	-5	-14	-10	23	0	24
29	-4		-35	2	-7	-7	1	-6	-19	28	13	23
30	1		-29	15	-9	2	7	2	-29	23	21	24
31	12		-19		-12		17	5		23		25
Max		28		24	20	15	17	24	23	28	37	29
Min		-32		-29	-27	-22	-18	-20	-29	-34	-21	-2
Mid		-8		-8	-6	-5	-5	3	4	1	8	21



12.04 Lyngbro Bæk, Dragstrup Bro 2013

Døgnmax. vandstandskote i cm

Dag	Jan	Feb	Mar	Apr	Maj	Jun	Jul	Aug	Sep	Okt	Nov	Dec
1		31	26	-6	21	-7	11	24	27	-27	29	29
2		31	29	-6	-7	-3	17	9	29	-28	10	27
3		31	6	-6	-12	0	10	7	27	-28	30	8
4		32	0	-11	-11	-9	12	19	24	-19	34	24
5		32	-10	-19	0	-17	16	20	6	5	25	33
6		32	-3	-19	1	-14	16	17	7	15	20	34
7		31	-4	-5	-6	-16	-1	17	13	21	23	28
8		18	-16	-5	-7	-13	-2	11	12	22	23	29
9		8	-22	-16	4	-11	-9	7	3	28	37	29
10		4	-20	-25	17	-7	-6	14	13	28	45	29
11		2	-13	-17	21	-1	-4	18	18	27	39	28
12		-1	-22	-1	16	0	-5	25	12	-3	29	29
13		-26	-16	10	16	15	-6	28	1	-25	29	29
14		-26	-7	11	24	29	1	28	9	-13	30	28
15		-23	4	4	23	30	4	22	23	-10	30	30
16		-15	5	18	9	28	6	13	29	3	29	30
17		-10	-1	20	1	29	0	18	28	12	29	29
18	-6	0	-13	24	1	5	1	24	28	24	27	29
19	-7	8		31	1	-6	3	28	28	19	25	28
20	-8	-6		28	-7	-4	2	26	26	16	25	30
21	-9	-21	-34	6	-3	-4	-7	19	20	16	10	30
22	-10	-26	-31	-6	3	14	-4	9	17	22	-5	30
23	-11	-22		15	22	21	-4	4	26	29	-13	34
24	-11	-23		24	27	22	-10	-6	25	29	-3	36
25	-9	-31	-44	19	20	17	-4	-13	2	28	-9	29
26	-6	-31	-44	2	-6	12	-1	-13	-4	28	-16	29
27	20	-25	-39	-1	-2	14	1	-12	3	29	1	31
28	30	-3	-34	2	-1	15	1	-6	-2	36	22	30
29	3		-29	17	0	5	10	3	-10	43	23	30
30	31		-19	21	-1	14	17	13	-19	34	28	29
31	34		-8		-3		23	14		29		30
Max		32		31	27	30	23	28	29	43	45	36
Min		-31		-25	-12	-17	-10	-13	-19	-28	-16	8
Mid		-1		4	5	5	3	12	14	13	20	29

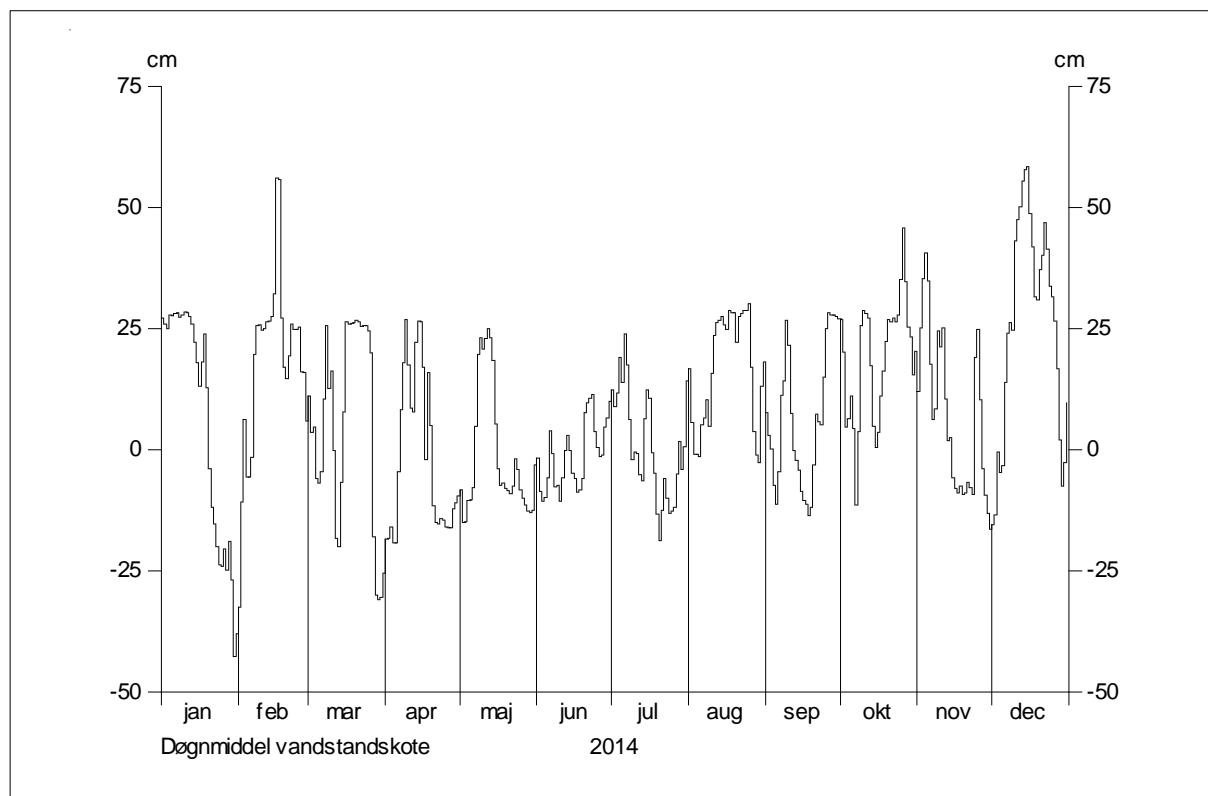


12.04 Lyngbro Bæk, Dragstrup Bro 2014

Døgnmiddel vandstandskote i cm

Dag	Jan	Feb	Mar	Apr	Maj	Jun	Jul	Aug	Sep	Okt	Nov	Dec
1	27	-33	11	-18	-8	-2	12	17	8	27	12	-15
2	26	-11	4	-18	-15	-9	9	6	3	20	25	-13
3	25	6	5	-16	-15	-11	12	-1	0	5	35	-1
4	28	-6	-6	-19	-10	-10	19	-1	-7	6	41	-5
5	28	-6	-7	-19	-10	-6	14	-1	-11	11	35	-3
6	28	-1	-4	-5	-8	4	24	5	-4	4	18	14
7	28	20	10	8	5	-1	17	7	11	-11	6	24
8	27	26	26	18	20	-8	6	10	14	4	8	26
9	28	26	13	27	23	-7	-2	5	27	26	25	25
10	28	25	16	18	21	-11	0	16	22	29	21	43
11	28	25	0	9	23	-6	-1	24	7	28	25	47
12	28	26	-18	8	25	0	-5	26	0	27	10	50
13	26	27	-20	22	23	3	-6	27	-2	17	2	56
14	22	28	-7	27	19	0	6	27	-4	5	3	58
15	18	32	8	26	5	-5	12	26	-9	0	-6	58
16	13	56	26	17	-4	-6	11	25	-11	4	-8	49
17	18	56	26	-2	-7	-9	-1	29	-11	11	-9	42
18	24	27	26	16	-7	-8	-5	28	-14	16	-7	32
19	13	17	26	5	-8	-6	-13	28	-12	22	-9	31
20	-4	15	27	-12	-8	8	-19	22	-3	27	-9	37
21	-12	19	26	-15	-9	10	-12	27	7	26	-7	40
22	-15	26	25	-15	-8	11	-6	28	6	27	-8	47
23	-20	25	26	-14	-2	11	-10	29	5	26	-9	41
24	-24	25	26	-15	-4	4	-13	29	15	28	19	34
25	-24	25	25	-16	-8	1	-13	30	25	35	25	32
26	-20	16	20	-16	-10	-1	-12	17	28	46	10	26
27	-25	16	-18	-16	-11	-1	-5	4	28	35	-4	17
28	-19	6	-30	-12	-13	5	2	-1	28	25	-9	2
29	-27		-31	-11	-13	7	-4	-3	27	23	-13	-7
30	-43		-31	-10	-12	10	1	13	27	15	-16	-3
31	-38		-26		-3		14	18		20		10
Max	28	56	27	27	25	11	24	30	28	46	41	58
Min	-43	-33	-31	-19	-15	-11	-19	-3	-14	-11	-16	-15
Mid	6	18	6	-2	-1	-1	1	17	7	19	7	26

Årsmid: 8 cm

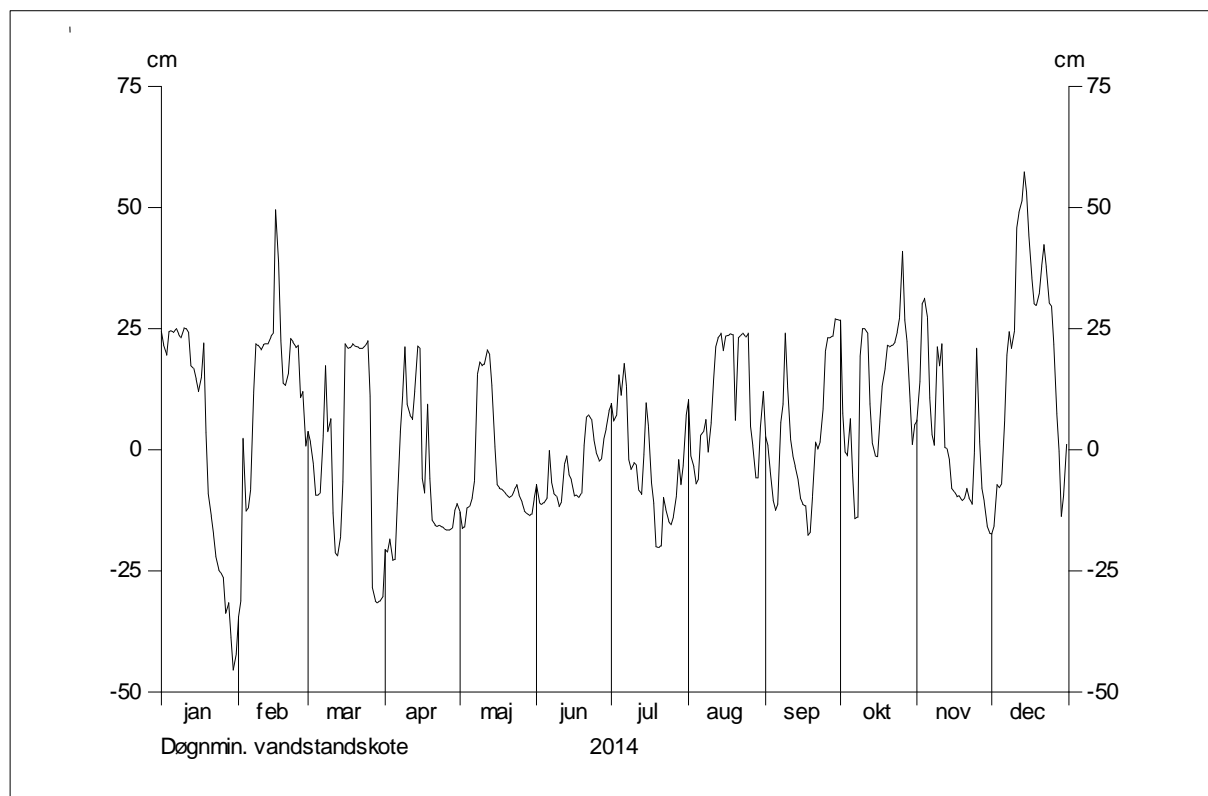


12.04 Lyngbro Bæk, Dragstrup Bro 2014

Døgnmin. vandstandskote i cm

Dag	Jan	Feb	Mar	Apr	Maj	Jun	Jul	Aug	Sep	Okt	Nov	Dec
1	24	-35	4	-21	-13	-7	10	10	3	27	6	-17
2	22	-31	2	-21	-16	-11	6	-1	1	8	14	-16
3	20	2	-3	-18	-16	-11	7	-4	-4	0	30	-7
4	24	-13	-9	-23	-12	-11	16	-7	-10	-1	31	-8
5	24	-12	-9	-23	-12	-10	11	-6	-12	6	27	-7
6	24	-8	-9	-11	-10	0	18	3	-11	-5	11	6
7	25	12	3	4	-6	-7	13	4	6	-14	3	20
8	24	22	17	11	16	-9	-2	6	10	-14	1	24
9	23	22	4	21	18	-10	-4	0	24	19	21	21
10	25	21	6	9	17	-12	-3	6	13	25	17	25
11	25	22	-13	7	18	-11	-3	14	2	25	22	46
12	24	22	-21	6	21	-3	-8	21	-1	24	0	49
13	17	22	-22	12	20	-1	-9	23	-3	9	0	52
14	17	24	-18	21	13	-5	-1	24	-6	1	-2	57
15	14	24	-6	21	1	-6	10	20	-10	-1	-8	53
16	12	50	22	-6	-7	-10	5	23	-11	-1	-9	44
17	15	38	21	-9	-8	-9	-7	24	-12	6	-10	35
18	22	22	21	9	-8	-10	-11	24	-18	13	-10	30
19	4	14	22	-6	-9	-9	-20	24	-17	17	-10	30
20	-9	13	21	-15	-9	1	-20	6	-10	22	-10	32
21	-14	16	21	-16	-10	7	-20	23	2	21	-8	38
22	-18	23	21	-16	-9	7	-10	24	0	22	-10	42
23	-22	22	21	-16	-8	6	-12	24	2	22	-11	38
24	-25	21	22	-16	-7	2	-15	23	9	24	0	30
25	-25	22	22	-16	-9	-1	-15	24	20	27	21	30
26	-27	11	11	-17	-11	-2	-14	5	23	41	2	22
27	-34	12	-28	-17	-13	-2	-9	1	23	27	-8	7
28	-32	1	-31	-16	-13	2	-2	-6	23	22	-11	0
29	-39		-32	-12	-14	4	-7	-6	27	10	-16	-14
30	-46		-31	-11	-13	8	-3	5	27	1	-17	-9
31	-42		-30		-10		7	12		5		1
Max	25	50	22	21	21	8	18	24	27	41	31	57
Min	-46	-35	-32	-23	-16	-12	-20	-7	-18	-14	-17	-17
Mid	2	13	0	-6	-4	-4	-3	11	3	13	2	21

Døgnmin: 30.01.2014 -46 cm

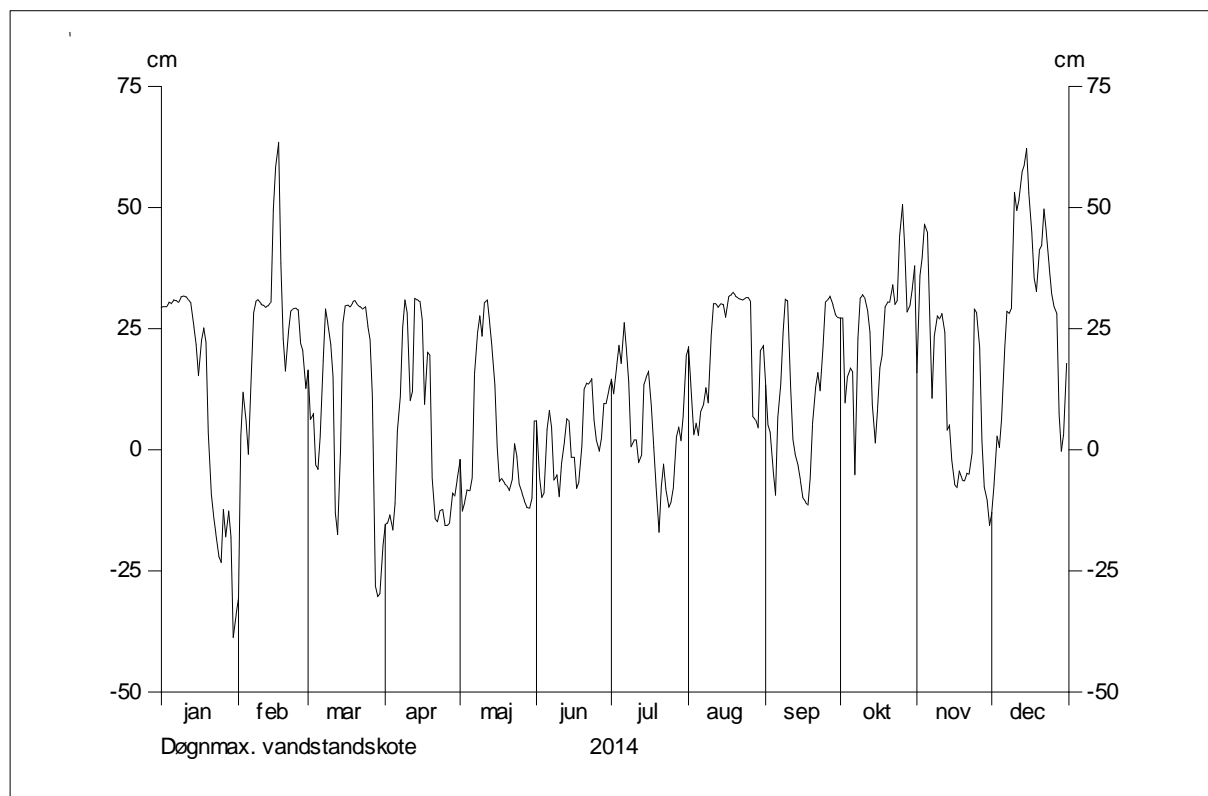


12.04 Lyngbro Bæk, Dragstrup Bro 2014

Døgnmax. vandstandskote i cm

Dag	Jan	Feb	Mar	Apr	Maj	Jun	Jul	Aug	Sep	Okt	Nov	Dec
1	29	-30	16	-16	-2	6	15	21	13	27	16	-13
2	30	3	6	-15	-13	-6	12	13	5	27	36	-7
3	30	12	8	-13	-11	-10	17	3	3	10	40	3
4	30	6	-3	-17	-8	-9	22	6	-4	15	46	0
5	30	-1	-4	-11	-8	4	18	3	-9	17	45	6
6	31	12	3	4	-6	8	26	8	7	16	27	21
7	31	28	18	11	16	4	20	10	14	-5	11	29
8	30	31	29	25	24	-6	14	13	24	23	23	28
9	32	31	26	31	28	-5	1	10	31	31	28	29
10	32	30	22	28	23	-10	2	24	31	32	27	53
11	32	30	15	10	30	-3	2	30	13	31	28	49
12	31	29	-13	12	31	2	-3	30	2	28	24	52
13	30	30	-18	31	26	6	-1	29	-1	24	4	57
14	25	30	0	31	21	6	14	30	-3	9	5	59
15	22	50	26	31	13	-2	15	30	-6	1	-2	62
16	15	58	30	27	1	-2	16	27	-10	9	-7	53
17	22	63	30	9	-7	-8	9	32	-11	17	-8	44
18	25	38	30	20	-6	-6	0	32	-11	20	-4	35
19	22	23	30	19	-7	1	-7	32	-5	30	-6	33
20	4	16	31	-6	-8	12	-17	32	5	30	-6	41
21	-9	24	30	-14	-8	14	-8	31	13	30	-5	42
22	-14	29	30	-15	-6	14	-3	31	16	34	-5	50
23	-17	29	29	-13	1	15	-8	31	12	30	0	45
24	-22	29	30	-12	-1	6	-12	31	22	31	29	38
25	-23	29	25	-16	-7	2	-11	31	30	44	28	32
26	-12	22	22	-16	-9	0	-8	30	31	51	21	30
27	-18	20	11	-15	-11	3	3	7	32	41	2	28
28	-13	13	-28	-9	-12	10	5	6	30	28	-8	7
29	-18		-30	-10	-12	10	2	5	28	30	-11	0
30	-39		-30	-6	-10	13	7	20	27	33	-16	4
31	-34		-20		6		19	22		38		18
Max	32	63	31	31	31	15	26	32	32	51	46	62
Min	-39	-30	-30	-17	-13	-10	-17	3	-11	-5	-16	-13
Mid	10	24	11	3	2	2	5	21	11	25	12	30

Døgnmax: 17.02.2014 63 cm

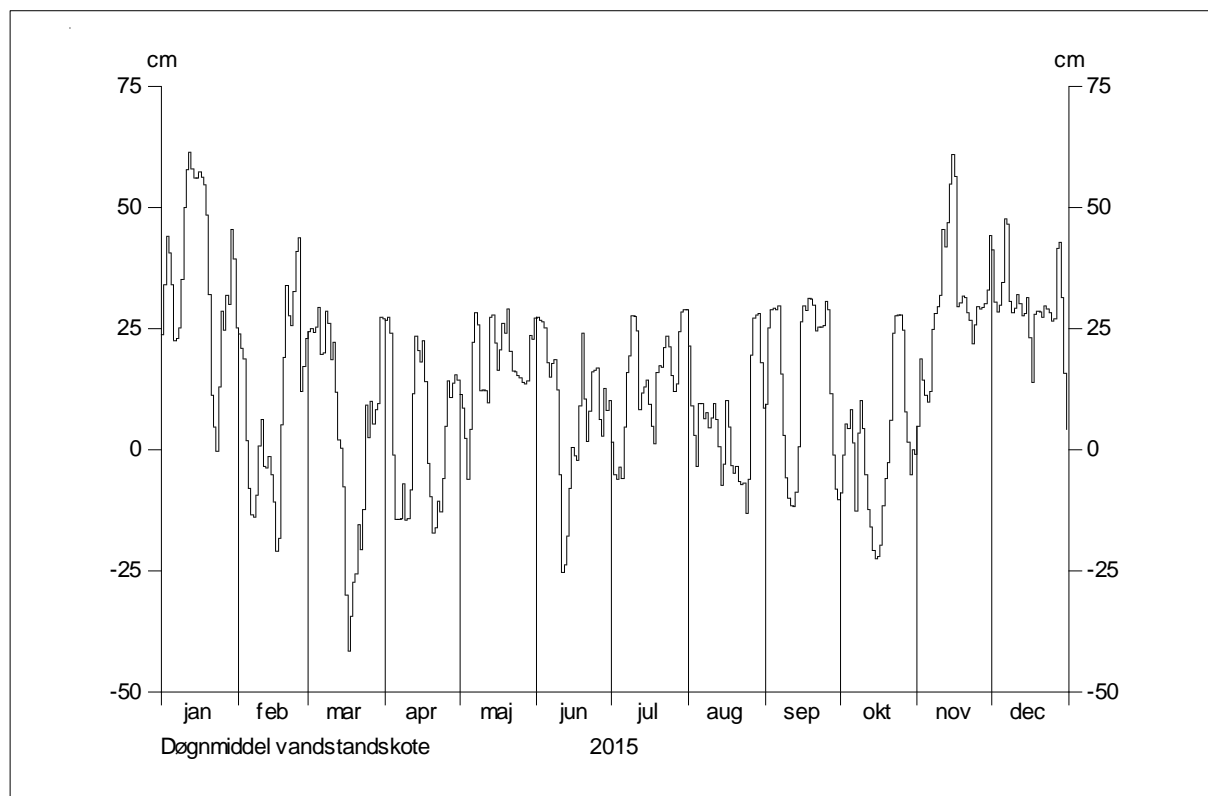


12.04 Lyngbro Bæk, Dragstrup Bro 2015

Døgnmiddel vandstandskote i cm

Dag	Jan	Feb	Mar	Apr	Maj	Jun	Jul	Aug	Sep	Okt	Nov	Dec
1	24	24	24	27	11	27	2	21	9	-9	5	41
2	34	21	25	27	9	27	-5	9	25	-1	19	31
3	44	19	24	24	2	26	-6	3	29	5	14	28
4	41	2	25	-1	-6	25	-4	-3	29	4	11	30
5	34	-8	29	-14	4	18	-6	9	29	8	10	34
6	23	-14	20	-14	22	15	5	10	30	1	12	48
7	23	-14	20	-14	28	18	16	6	16	-13	25	47
8	25	-9	29	-7	26	19	19	8	3	3	28	31
9	35	1	26	-15	12	12	28	5	-6	10	30	28
10	50	6	19	-14	12	-5	27	7	-10	4	32	29
11	58	-3	22	-8	12	-25	25	10	-12	-5	45	32
12	61	-4	12	12	10	-24	8	6	-12	-12	42	30
13	58	-1	2	23	27	-18	12	1	-9	-16	47	28
14	56	-5	0	21	28	-8	13	-7	1	-21	55	28
15	56	-11	-8	18	22	1	14	-3	26	-23	61	31
16	57	-21	-30	23	16	-1	9	10	30	-22	56	23
17	56	-18	-42	14	21	-2	5	5	29	-20	30	14
18	55	5	-34	-3	26	9	1	-3	31	-12	30	28
19	48	19	-27	-10	24	24	16	-5	31	-6	32	29
20	32	34	-26	-17	29	10	17	-3	30	-3	31	28
21	11	28	-15	-16	20	2	17	-7	24	6	28	27
22	5	26	-21	-11	16	8	21	-7	25	24	27	30
23	0	33	-12	-13	16	16	23	-7	25	28	22	29
24	13	41	9	-6	15	16	21	-13	26	28	26	28
25	29	44	2	5	15	17	15	-6	31	28	30	27
26	25	12	10	14	14	6	12	19	29	25	29	27
27	32	17	5	11	14	3	14	27	12	8	29	42
28	30	23	8	14	14	13	24	28	-1	2	30	43
29	46		10	15	24	8	28	28	-8	-5	33	31
30	39		27	14	23	10	29	18	-10	0	44	16
31	25		27		27		29	9		-1		4
Max	61	44	29	27	29	27	29	28	31	28	61	48
Min	0	-21	-42	-17	-6	-25	-6	-13	-12	-23	5	4
Mid	36	9	5	3	17	8	14	6	15	1	30	30

Årsmid: 15 cm

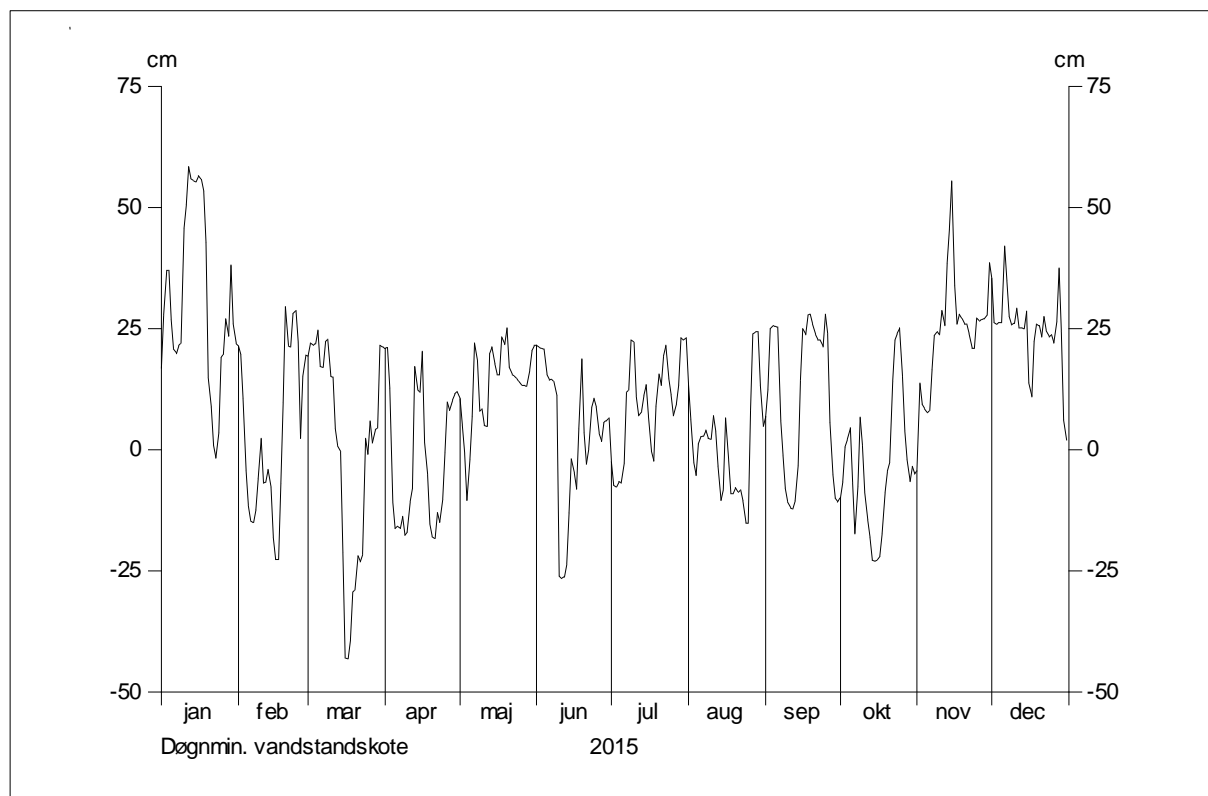


12.04 Lyngbro Bæk, Dragstrup Bro 2015

Døgnmin. vandstandskote i cm

Dag	Jan	Feb	Mar	Apr	Maj	Jun	Jul	Aug	Sep	Okt	Nov	Dec
1	17	21	19	21	10	22	-2	13	7	-10	-4	35
2	28	20	22	21	5	21	-7	6	12	-7	14	26
3	37	10	22	13	-1	21	-8	-3	25	1	9	26
4	37	-4	22	-11	-10	21	-7	-5	26	2	8	26
5	27	-12	25	-16	-2	15	-7	1	25	4	8	26
6	21	-15	17	-16	7	14	-3	3	25	-7	8	42
7	20	-15	17	-16	22	15	12	3	6	-17	17	35
8	22	-12	22	-14	18	14	12	4	-1	-8	24	28
9	22	-6	23	-18	8	11	23	2	-8	7	24	26
10	46	2	15	-17	8	-26	22	2	-11	1	24	26
11	51	-7	15	-11	5	-27	11	7	-12	-9	29	29
12	58	-7	4	-8	5	-26	7	4	-12	-15	26	25
13	56	-4	1	17	20	-24	8	-3	-10	-18	39	25
14	55	-8	0	12	21	-13	11	-10	-3	-23	46	25
15	55	-18	-21	12	18	-2	14	-8	14	-23	56	29
16	56	-23	-43	20	15	-5	7	6	25	-23	34	14
17	56	-23	-43	2	16	-8	0	-2	24	-22	26	11
18	53	-7	-39	-5	23	4	-2	-9	28	-17	28	22
19	43	10	-29	-15	22	19	9	-9	28	-9	27	26
20	15	30	-29	-18	25	3	16	-8	26	-4	26	26
21	9	21	-22	-18	17	-3	13	-9	24	-2	26	23
22	1	21	-23	-13	15	0	19	-8	23	14	24	28
23	-2	28	-22	-15	15	9	22	-11	23	23	21	24
24	4	29	2	-10	15	11	15	-15	21	24	21	23
25	19	22	-1	0	14	9	11	-15	28	25	27	24
26	20	2	6	10	13	3	7	8	24	15	26	22
27	27	15	1	8	13	2	10	24	6	4	27	27
28	23	20	4	10	13	6	13	24	-5	-2	27	38
29	38		4	12	16	6	23	24	-10	-7	28	24
30	26		22	12	20	6	23	13	-11	-3	39	6
31	22		21		22		23	5		-5		2
Max	58	30	25	21	25	22	23	24	28	25	56	42
Min	-2	-23	-43	-18	-10	-27	-8	-15	-12	-23	-4	2
Mid	31	3	0	-2	13	3	9	1	11	-4	24	25

Døgnmin: 17.03.2015 -43 cm

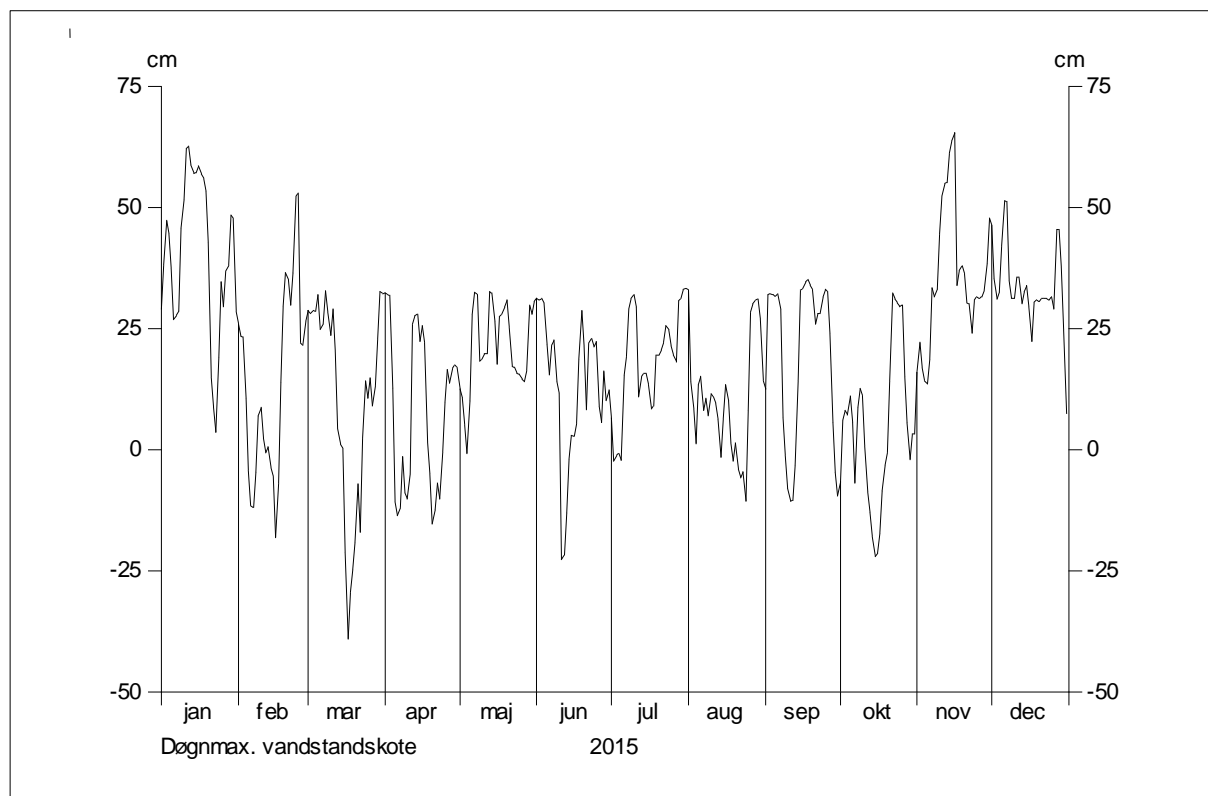


12.04 Lyngbro Bæk, Dragstrup Bro 2015

Døgnmax. vandstandskote i cm

Dag	Jan	Feb	Mar	Apr	Maj	Jun	Jul	Aug	Sep	Okt	Nov	Dec
1	29	26	29	32	12	31	6	33	12	-7	16	46
2	38	23	28	32	11	31	-2	14	32	6	22	35
3	47	23	29	32	5	31	-1	8	32	8	17	31
4	44	10	29	13	-1	30	-1	1	32	7	14	33
5	37	-4	32	-11	10	22	-2	14	32	11	14	42
6	27	-12	25	-14	28	16	16	15	32	6	19	51
7	28	-12	26	-12	32	22	19	8	29	-7	34	51
8	29	-5	33	-1	32	23	29	11	6	9	32	35
9	46	7	28	-9	18	14	31	7	-1	13	33	31
10	52	9	24	-10	19	12	32	12	-8	11	45	31
11	62	2	29	-5	20	-23	29	11	-11	1	52	36
12	63	-1	20	26	20	-22	11	10	-10	-9	55	36
13	59	1	4	28	33	-13	15	6	-3	-13	55	30
14	57	-4	1	28	32	-2	16	-2	14	-18	61	33
15	57	-6	0	22	26	3	16	6	33	-22	64	34
16	59	-18	-21	26	18	3	14	14	33	-21	66	30
17	57	-7	-39	22	28	6	8	10	35	-17	34	22
18	56	14	-29	2	28	19	9	1	35	-8	37	30
19	53	30	-25	-5	30	29	20	-2	34	-3	38	31
20	43	36	-19	-15	31	21	20	1	33	0	36	31
21	15	35	-7	-12	25	8	21	-4	26	14	30	31
22	9	30	-17	-7	17	22	22	-6	28	32	30	31
23	4	36	2	-10	17	23	26	-5	28	31	24	31
24	19	52	14	0	16	21	25	-11	32	30	31	31
25	35	53	11	10	16	22	21	8	33	30	32	32
26	30	22	15	16	14	9	20	28	33	30	31	29
27	37	22	9	14	14	6	18	30	24	15	32	45
28	38	27	13	17	16	16	31	31	6	6	33	45
29	48		23	18	30	10	31	31	-5	-2	39	38
30	48		33	17	28	12	33	27	-10	3	48	25
31	28		32		31		33	14		3		7
Max	63	53	33	32	33	31	33	33	35	32	66	51
Min	4	-18	-39	-15	-1	-23	-2	-11	-11	-22	14	7
Mid	40	14	11	8	21	13	18	10	20	4	36	34

Døgnmax: 16.11.2015 66 cm

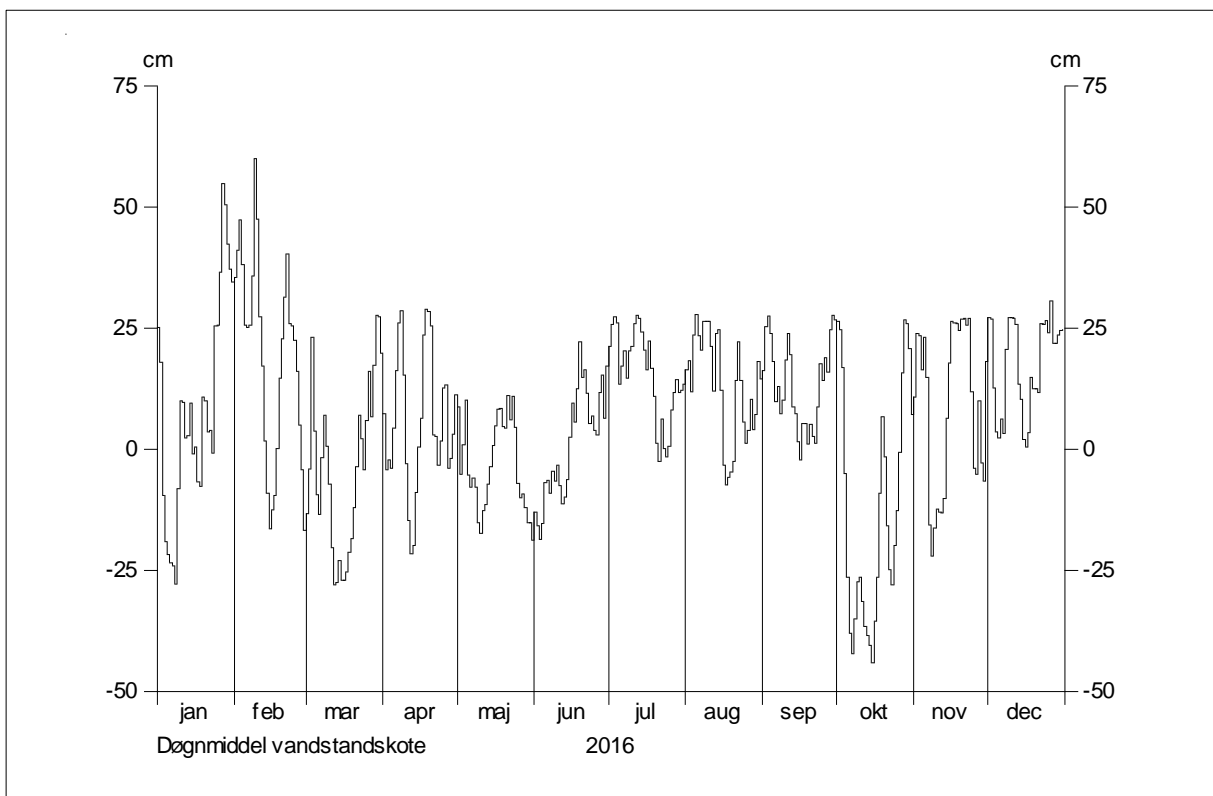


12.04 Lyngbro Bæk, Dragstrup Bro 2016

Døgnmiddel vandstandskote i cm

Dag	Jan	Feb	Mar	Apr	Maj	Jun	Jul	Aug	Sep	Okt	Nov	Dec
1	25	36	-13	7	9	-13	21	16	16	26	11	27
2	18	41	-4	-4	-5	-16	26	18	25	25	24	27
3	-10	47	23	-2	1	-19	27	12	28	17	24	13
4	-19	38	4	-4	10	-15	26	24	24	-5	16	4
5	-22	26	-9	4	-5	-7	14	28	18	-26	23	2
6	-23	25	-14	16	-8	-6	17	23	10	-38	15	6
7	-24	26	-2	26	-6	-9	20	20	13	-42	-16	3
8	-28	36	7	29	-8	-5	15	26	7	-35	-22	21
9	-8	60	1	15	-15	-7	20	26	10	-27	-16	27
10	10	47	-7	-3	-17	-3	21	26	18	-26	-12	27
11	10	27	-20	-15	-13	-7	26	21	24	-31	-13	27
12	2	17	-28	-22	-11	-11	28	12	20	-37	-13	26
13	3	2	-28	-20	-7	-10	27	24	9	-38	-10	13
14	10	-9	-23	-9	-4	-6	24	25	7	-40	6	10
15	-1	-16	-27	0	1	2	20	12	2	-44	18	2
16	0	-12	-27	6	5	10	16	-3	-2	-35	26	0
17	-7	-10	-25	24	8	6	22	-7	5	-26	26	3
18	-8	0	-21	29	8	13	17	-6	5	-9	26	15
19	11	15	-18	28	5	22	11	-5	1	7	25	13
20	10	23	-12	26	4	15	1	-2	5	-1	27	12
21	4	31	-4	3	11	16	-2	14	3	-16	27	12
22	4	40	7	3	6	12	6	22	1	-25	26	26
23	-1	26	2	-3	11	5	0	14	9	-28	27	26
24	25	26	-4	2	5	7	-2	6	18	-20	12	26
25	26	23	6	13	-7	4	1	1	14	-13	-4	24
26	37	16	16	13	-10	3	8	4	19	-1	-5	31
27	55	5	7	-4	-9	12	12	10	16	16	10	22
28	50	-4	17	-2	-12	15	14	4	25	27	-3	22
29	42	-17	28	3	-15	6	12	7	28	26	-7	24
30	37		27	11	-15	17	12	18	27	21	18	25
31	35		20		-19		13	15		7		25
Max	55	60	28	29	11	22	28	28	28	27	27	31
Min	-28	-17	-28	-22	-19	-19	-2	-7	-2	-44	-22	0
Mid	8	19	-4	6	-3	1	15	13	13	-13	9	17

Årsmid: 7 cm

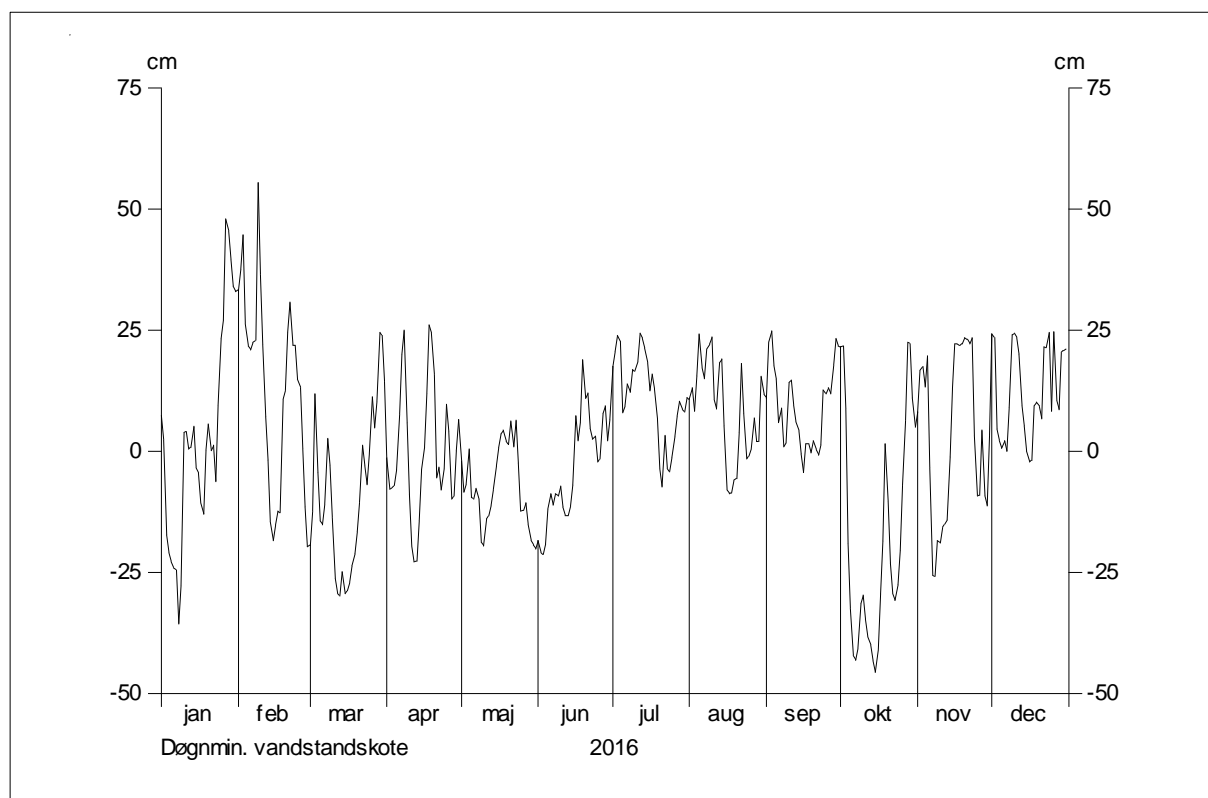


12.04 Lyngbro Bæk, Dragstrup Bro 2016

Døgnmin. vandstandskote i cm

Dag	Jan	Feb	Mar	Apr	Maj	Jun	Jul	Aug	Sep	Okt	Nov	Dec
1	7	33	-19	-1	-2	-18	17	11	11	22	8	24
2	2	38	-12	-8	-9	-21	21	13	22	22	17	23
3	-17	45	12	-7	-7	-21	24	8	25	9	17	5
4	-21	26	-4	-7	0	-19	23	16	18	-19	13	2
5	-23	22	-14	-4	-10	-12	8	24	15	-33	20	1
6	-24	21	-15	8	-10	-9	9	17	6	-42	-3	2
7	-24	22	-11	20	-8	-11	14	15	9	-43	-26	0
8	-36	23	3	25	-10	-9	12	21	1	-41	-26	9
9	-28	55	-3	6	-19	-9	17	22	2	-31	-18	24
10	4	36	-14	-9	-20	-7	17	24	14	-30	-19	24
11	4	22	-26	-19	-14	-12	19	11	15	-35	-16	23
12	0	7	-29	-23	-13	-13	24	9	10	-38	-15	20
13	1	-2	-30	-23	-11	-13	23	18	6	-40	-14	9
14	5	-15	-25	-14	-8	-11	21	19	4	-43	-1	5
15	-4	-18	-29	-4	-3	-7	18	5	-1	-46	13	0
16	-4	-15	-29	1	1	7	13	-8	-4	-41	22	-2
17	-11	-12	-27	12	4	2	16	-9	2	-29	22	-2
18	-13	-13	-24	26	4	6	13	-9	2	-18	22	9
19	0	11	-21	24	2	19	6	-6	0	2	22	10
20	6	13	-17	16	1	11	-4	-6	2	-10	23	9
21	0	25	-11	-5	6	12	-7	4	0	-23	23	7
22	1	31	1	-3	1	5	3	18	-1	-29	22	22
23	-6	22	-3	-8	6	3	-4	8	1	-31	23	21
24	10	22	-7	-3	-2	3	-4	-2	13	-27	3	25
25	23	15	0	10	-12	-2	-1	-1	12	-20	-9	8
26	27	13	11	4	-12	-2	3	1	13	-7	-9	25
27	48	0	5	-10	-11	8	7	7	12	6	4	11
28	45	-12	10	-9	-15	9	10	2	18	22	-9	9
29	40	-20	24	0	-18	2	9	2	23	22	-11	21
30	34		24	7	-19	7	8	15	22	11	3	21
31	33		14		-20		11	12		5		21
Max	48	55	24	26	6	19	24	24	25	22	23	25
Min	-36	-20	-30	-23	-20	-21	-7	-9	-4	-46	-26	-2
Mid	3	14	-9	0	-7	-3	11	8	9	-18	3	12

Døgnmin: 15.10.2016 -46 cm

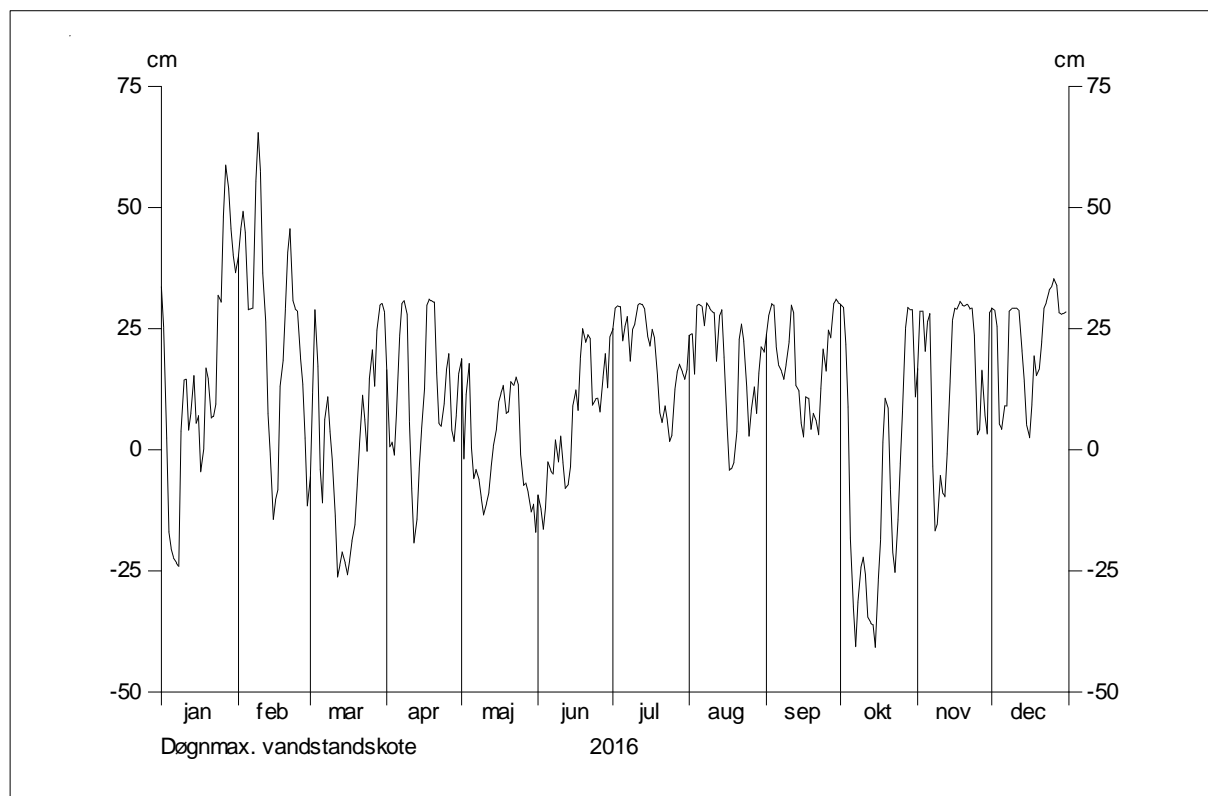


12.04 Lyngbro Bæk, Dragstrup Bro 2016

Døgnmax. vandstandskote i cm

Dag	Jan	Feb	Mar	Apr	Maj	Jun	Jul	Aug	Sep	Okt	Nov	Dec
1	34	40	-6	16	19	-9	25	24	24	30	17	29
2	25	46	12	1	-2	-12	29	24	28	29	29	29
3	2	49	29	2	11	-16	30	16	30	22	29	25
4	-17	45	17	-1	18	-12	30	30	30	9	20	5
5	-20	29	-4	8	0	-2	23	30	21	-18	26	4
6	-22	29	-11	23	-6	-4	25	30	18	-32	28	9
7	-24	29	6	30	-4	-5	28	26	16	-41	-3	9
8	-24	55	11	31	-6	2	18	30	15	-31	-17	29
9	4	65	4	28	-10	-3	25	29	18	-24	-15	29
10	14	57	-2	6	-13	3	26	29	22	-22	-5	29
11	14	36	-14	-8	-11	-3	30	28	30	-26	-9	29
12	4	26	-26	-19	-9	-8	30	18	28	-35	-10	29
13	8	7	-24	-14	-4	-7	30	28	13	-36	-1	20
14	15	-1	-21	-4	1	-3	29	29	12	-36	14	14
15	5	-14	-23	4	4	9	24	19	5	-41	27	5
16	7	-10	-26	13	10	12	21	5	3	-27	29	3
17	-4	-8	-23	30	12	8	25	-4	11	-18	29	9
18	0	13	-19	31	13	19	23	-4	11	2	31	19
19	17	19	-15	31	8	25	15	-2	4	11	30	15
20	14	29	-7	30	8	22	8	4	8	8	30	17
21	6	41	1	16	14	24	6	23	6	-8	30	22
22	7	46	11	6	13	23	9	26	3	-21	29	29
23	10	31	6	5	15	9	6	22	13	-25	29	30
24	32	29	0	10	13	10	2	13	21	-14	23	33
25	30	29	15	17	-1	11	3	3	16	-3	3	34
26	48	19	21	20	-7	8	12	8	25	8	4	35
27	59	14	13	4	-7	15	16	13	23	25	16	34
28	54	2	25	2	-9	20	18	7	30	29	7	28
29	46	-12	30	7	-13	13	16	16	31	29	3	28
30	40		30	16	-11	23	15	21	30	29	28	28
31	36		28		-17		17	20		11		29
Max	59	65	30	31	19	25	30	30	31	30	31	35
Min	-24	-14	-26	-19	-17	-16	2	-4	3	-41	-17	3
Mid	14	26	1	11	1	6	20	18	18	-7	15	22

Døgnmax: 09.02.2016 65 cm



Station 12.04 Lyngbro Bæk, Dragstrup Bro – Vandstand 2013-2016

Multiplot af døgminimum og døgmaximum vandstand - cm kote DVR90

